




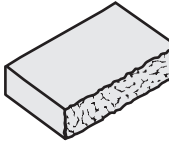
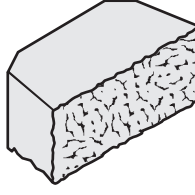


2013

KINGS-wall®

		COLORS	DIMENSION H x W x D	WEIGHT lbs.	#/PALLET
1.33 blocks = 1 SF	 <p>TYPE A</p>	Grey Taupe Chocolate	7 x 15½ x 7½	64 lbs.	45/60
				2,880 lbs/pallet 3,840 lbs/pallet	
1.33 blocks = 1 SF	 <p>TYPE B</p>	Grey Taupe Harvest Granite Kingston Chocolate	7 x 15½ x 7½	57 lbs.	45/60
				2,880 lbs/pallet 3,420 lbs/pallet	
	 <p>CORNERS</p>	Grey Taupe	7 x 12 x 7½	50 lbs.	n/a
	 <p>DRAIN BLOCK</p>	Grey Taupe Harvest Granite Kingston	7 x 15½ x 7½	54 lbs.	n/a
	 <p>HALF UNITS</p>	Grey Taupe	7 x 8 x 7½	32 lbs.	n/a
1 Cap = 1.3 Lin Ft.	 <p>KW 10" CAP</p>	Grey Taupe Harvest Granite Kingston Chocolate	3½ x 15½ x 9½	41 lbs.	72
				3,000 lbs/pallet	

KINGS-wall® RUSTIC

1.33 blocks = 1 SF	 <p>TYPE B ONLY</p>	Harvest Granite Kingston	7 x 15½ x 7½	57 lbs.	60
				3,420 lbs/pallet	

Additional products you may need to build a KINGS-wall Rustic:
 SRW Adhesive, SRW Landscape Fabric, 4" Perforated Drain Tile, Base Rock and Drainage Rock
 Pallets will be charged at \$15 per pallet. Refundable if returned in good condition.