


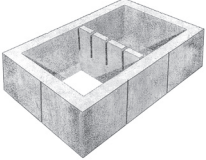


2013

# LANDSCAPE PRODUCTS

	COLORS	DIMENSION H x W x D	WEIGHT lbs.	#/PALLET
<b>GARDEN WALL</b> <i>3 blocks = 1 SF</i> 	Grey Taupe Charcoal Red Harvest Kingston	4 x 12 x 8	25 lbs.	108
			2,700 lbs/pallet	
<b>GARDEN WALL CAP</b> <i>1 cap = .875 LF</i> 	Grey Taupe Charcoal Red	2¼ x 9-12 x 7½	12 lbs.	240
			2,880 lbs/pallet	
<b>BULLET EDGERS</b> 	Grey Taupe Charcoal Red Harvest Kingston Chocolate	4 x 12 x 4	13 lbs.	160
			2,080 lbs/pallet	
<b>KING'S STAIR</b> 	Grey Taupe	7 x 16 x 24	82 lbs.	25
			2,050 lbs/pallet	

Additional products you may need:

SRW Adhesive, SRW Landscape Fabric, 4" Perforated Drain Tile, Base Rock and Drainage Rock  
 Pallets will be charged at \$15 per pallet. Refundable if returned in good condition.