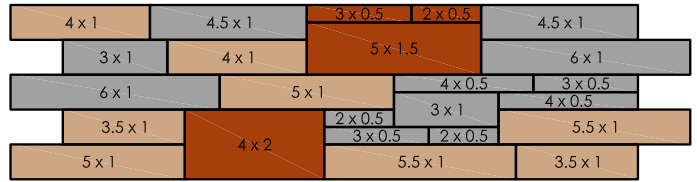


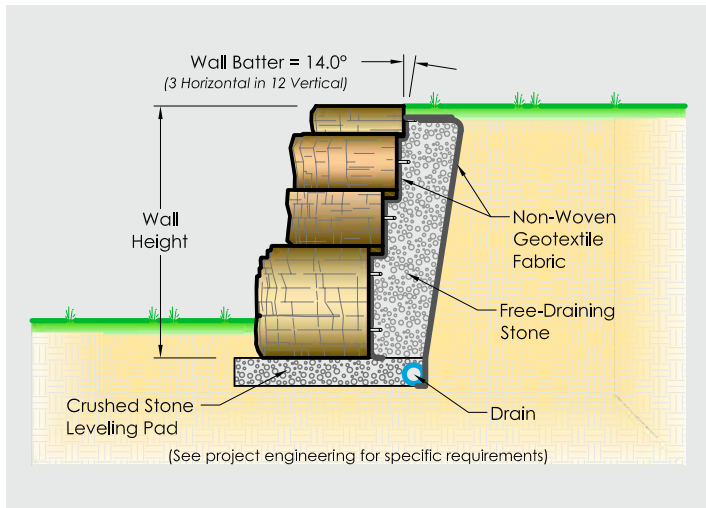
FEATURES

- Beautiful weathered stone textures.
- Consistent dimensions = fast installation.
- Quality materials = long term durability.
- Engineered, interlocking units suitable for any application.
- Multiple natural color blends.


Pre-drawn patterns and custom layout software save time in estimating and installation.



Download at www.discoverrosetta.com



Pallet A: 18s.f. , 4,000 lbs




Pallet B: 18s.f. , 4,000 lbs



Pallet C: 18s.f. , 4,000 lbs



Rosetta is a fully engineered system, capable of performing in any structural application. For details, specifications, and over 200 pre-drawn cross-sections please visit www.discoverrosetta.com/engineering



Sample Pallet



ROSETTA®

OUTCROPPING
COLLECTION



www.discoverrosetta.com