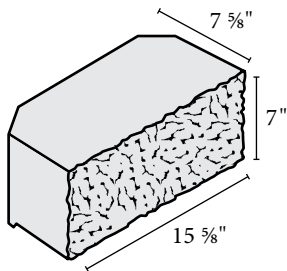


KINGS-WALL



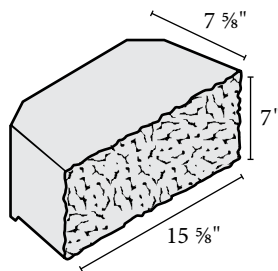
A permanent and maintenance free retaining wall system

TYPE "A" UNIT
(for straight walls & inside radius)



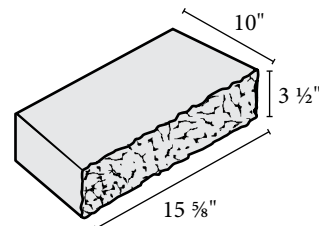
Weight: 67# ea
Face size: 7" x 15 5/8"
1.33 units/face sq ft of wall

TYPE "B" UNIT
(for outside radius)



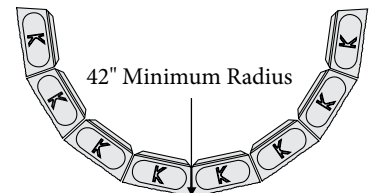
Weight: 58# ea
Face size: 7" x 15 5/8"
1.33 units/face sq ft of wall

10" CAP



Weight: 34# ea
Face size: 3 1/2" x 15 5/8"
1 cap = 1.3 ln ft

TYPE "B" RADIUS
Bottom View Shown



Wall Height/Wall Length (measured at wall face)							
Total	Exposed	5'	10'	15'	20'	25'	30'
7"	6"	4	8	12	15	19	23
14"	12"	8	16	24	30	38	46
21"	18"	12	24	36	45	57	69
28"	24"	16	32	48	60	76	92
35"	30"	20	40	60	75	95	115
42"	36"	24	48	72	90	114	138
49"	42"	28	56	84	105	133	161

Chocolate



Granite



Grey



Harvest



Kingston



Taupe



Due to inherent characteristics of concrete, color may vary slightly. No guarantee of color shade is made or implied.

YOUR MASONRY LANDSCAPE SOURCE



King's Material, Inc · Cedar Rapids · Coralville · Eldridge · KingsMaterial.com
Midland Concrete Products · Clear Lake · Hiawatha · Marshalltown · Waterloo · MidlandConcreteProducts.com

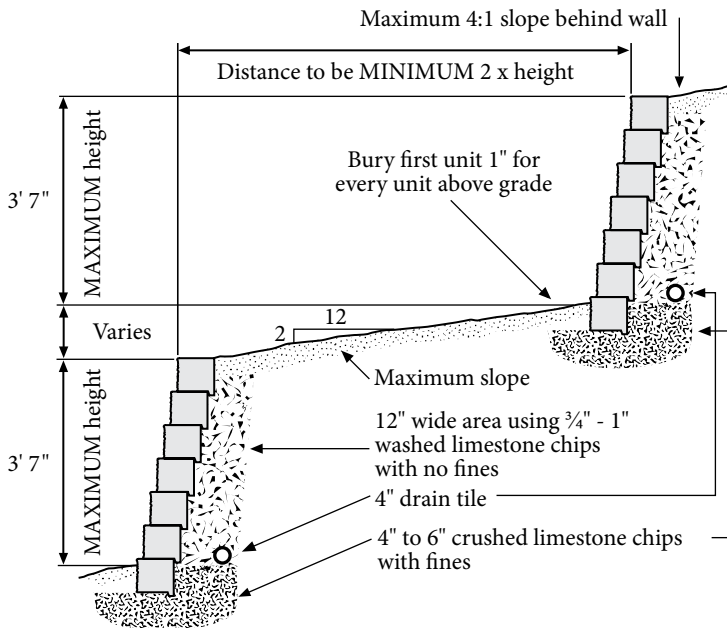
© 2014 King's Material, Inc.
All Rights Reserved

KINGS-WALL

A permanent and maintenance free retaining wall system



TYPICAL INSTALLATION SECTION



GENERAL NOTES

- 1 Do not use pea gravel behind or under wall.
- 2 Compact base to prevent uneven settlement.
- 3 Lip may be broken off first course for ease of installation.
- 4 Compact backfill every course.
- 5 Level units both directions.
- 6 Do not exceed maximum height of 3' 7".

YOUR MASONRY LANDSCAPE SOURCE



King's Material, Inc · Cedar Rapids · Coralville · Eldridge · KingsMaterial.com
Midland Concrete Products · Clear Lake · Hiawatha · Marshalltown · Waterloo · MidlandConcreteProducts.com

© 2014 King's Material, Inc.
All Rights Reserved