



Rocking America Since 1929

HALQUIST
S T O N E

ROCKING AMERICA SINCE 1929

In 1929 Swedish immigrant John Halquist purchased a 2-acre curbing quarry just outside of Sussex Wisconsin. By the end of World War II, John grew the small quarry, with the help of his son Albin, into what is now one of the largest building stone companies in the United States.

Halquist soon realized that Lannon Stone, quarried in the area since the 1850s, had a good reputation for yielding high quality lime, curbing, paving, foundation and building stone. This reputation allowed the company to enjoy the postwar building boom, and Lannon Stone became the predominately used material for houses and churches in Milwaukee, Chicago and the Northern Midwest. Over the years Halquist Stone became the innovators in the industry with many firsts. We were the first to use diamond saws and stone splitters, first in tumbling stone and making thinstone. Halquist was also the first to locally market stone from around the country and one of the first producers to recycle its waste into agricultural lime and crushed stone. This laid the foundation or what is now a successful aggregate business.

In the late 1990s we added additional capacity with our Chilton and Fond du Lac quarries and in 2014 we purchased our Fond du Lac Silver quarry. This enabled us to provide unique colors and textures to our product line that was not commonly found in natural stone. Today we have the industry's most advanced fabricating equipment, including state-of-the-art 3, 4 and 5-axis CNC machines.

Whether it's in our showrooms, quarries or our national distribution channels you'll find the highest quality building and landscaping stone known to mankind. Because natural stone may be the most versatile product available in building and landscaping, we pay special attention to the details of your plan to ensure that the right stone is specified before the order is placed. Whether you are a homeowner, builder or architect, we encourage you to talk to us very early in the project to discuss the preferred stone for the application you have designed. The team of experts at Halquist can assist you with recommendations that add quality and character throughout the entire project.

The spirit of innovation and customer service still remains today as it did in 1929. At every level of our organization we understand that customer service is job #1. That's why as a homeowner, landscaper, architect, mason, or a quality home builder you can rest assure that we will do everything in our power to gain your trust as your **#1 source** for all your stone needs.



ALBIN AND RON HALQUIST | CIRCA 1949

COVER: CUSTOM KENSINGTON



CUSTOM BLEND

EPIC SYSTEMS | VERONA, WISCONSIN

THE NATURAL FACES OF STONE

Halquist Stone's veneer collection is designed to compliment a wide variety of architectural styles. Whether you're creating a sleek, modern stone accent wall in a bathroom to a more traditional fireplace in the living room, we have some of the most desired colors and textures to choose from.

Most of Halquist Stone's veneer collection comes from the famous Niagara Dolomite, with layers typically ranging from 1" thick to 24" thick. How we use those layers - for size, texture and color - give the unique look that have been used for centuries. The surface colors of all Niagara Dolomites derive from natural iron oxides, which leave colors that blend with local soils to leave a unique look on each stone. Chemical iron oxides are the typical base material for coloring concrete, but with our stone being over 390 million years old, you have a look and durability that no manufacturer can reproduce.

SPLITFACE.

Stone that has been broken by a hydraulic splitter to a specific size.

SEAMFACE.

A vertical crack in the quarry that is exposed to the elements, often showing coloration. This coloration is the edge of the stone.

WEATHEREDGE.

This is a natural alteration by either chemical or mechanical processes due to the action of atmospheric conditions, surface waters, soil and other ground waters, along with temperature changes. The stone features more of a grooved or textured face.

BEDFACE.

The natural top or bottom of a layered stone = a flagstone face. It's also called natural cleft.

ROCKFACE.

Done by hand with a chipping tool, rock face stone is chipped around the perimeter to produce a bold, convex projection along its face. This finish creates a more massive appearance than split face.



SPLITFACE



SEAMFACE



WEATHEREDGE



BEDFACE



ROCKFACE

GROUT TECHNIQUES

Throughout this entire brochure our stone color profiles are shown without grout joints as we focus more on the beauty and color of the stone. We do this because grout - and sometimes the lack of it - has an amazing impact on the look of the final product. All square footage of our product is based on a 3/4 inch average joint.

There are three factors that are very important in stone masonry:

- 1] Selecting the right stone for the project
- 2] Selecting a good mason
- 3] Selecting an appropriate grout technique

Three common grout techniques that masons can do are:

RAKED JOINT.

Also known as a standard joint is achieved by laying each stone roughly one finger width apart from each other, then grouting between each stone. Once the mortar is semi-dry, it's "raked" with a variety of masonry tools to ultimately achieve a consistent depth. This allows the edge of each stone to be seen.

FLUSH OR BRUSHED JOINT.

A flush joint is when a trowel is held flat against the stone or brick and moved along the surface, so as to cut away the excess mortar. The resulting joint is flush with the stone.

OVERGROUT JOINT.

When you compare this in the photographs to the right you'll notice how different the stone looks. The way the grout is applied tends to give the stone a rustic and aged appearance. The joints are widening, dry irregular and overlaps the face of the stone.

COLORED GROUT.

Different colors of grout can also change the impact of the stone. All the stone panels to the right are shown with standard gray mortar. Mortar colors are almost unlimited.

You may wish to have your mason make a mock-up of the grout techniques you wish to use prior to beginning the actual installation and that you understand how the stone will look on a larger scale.

NOTE: ALL STONE SWATCHES IN THIS CATALOG ARE SHOWN WITH NO JOINT DUE TO SIZE LIMITATION WITH THE PANELS. PLEASE CONSULT WITH YOUR ARCHITECT AND DESIGNER FOR BEST GROUT FOR EACH BLEND



RAKED JOINT



FLUSH JOINT



OVERGROUT JOINT




219

LEDGESTONE COLLECTION



Using Halquist natural stone presents an authentic image to others and cultivates a deeper form of integrity. Nature makes no excuses, puts on no disguises, hides absolutely nothing, and never settles for less than the real thing. And only natural stone can make these claims. The Ledge Collection from Halquist is one of our most popular ashlar shaped profiles for this exact reason.

The ageless beauty of natural stone is exemplified with the Ledge Collection. This collection offers blends of weathered, seamface and snapped edge stone which will determine size, texture and color. Depending on how it is installed, you can vary the final look of your project.





CHARCOAL LEDGE



CHILTON RED



MAPLE RIDGE



FOREST



SYCAMORE



SANDHILL
RUSTIC



CHARCOAL
WEATHEREDGE



ASHEVILLE | LEDGE



AUBURN LEDGE | LEDGE



BASSWOOD BUFF | LEDGE



BASSWOOD GREY | LEDGE



BEAVER CREEK LEDGE | LEDGE



BLACK FOREST | LEDGE



BROOKFIELD BUFF | LEDGE



BROOKFIELD FULL COLOR | LEDGE



BROOKFIELD GREY | LEDGE



CASCADE | LEDGE



CHARCOAL LEDGE | LEDGE



CHARCOAL WEATHEREDGE | LEDGE



CHILTON BROWN | LEDGE



CHILTON COBBLEFIELD | LEDGE



CHILTON FULL COLOR | LEDGE



CHILTON LEDGE | LEDGE



CHILTON RED | LEDGE



FOND DU LAC COBBLEFIELD | LEDGE



FOND DU LAC LEDGE | LEDGE



FOND DU LAC RUSTIC | LEDGE



FOREST | LEDGE



MAPLE RIDGE | LEDGE



MAYVILLE | LEDGE



SANDHILL CREME | LEDGE



SANDHILL RUSTIC | LEDGE



SILVER COBBLEFIELD | LEDGE



SILVERLEDGE | LEDGE



SYCAMORE | LEDGE



TAMARACK | LEDGE



TUMBLED BROOKFIELD | LEDGE



TUMBLED CHILTON COBBLEFIELD | LEDGE



TUMBLED CHILTON LEDGE | LEDGE



TUMBLED SILVERLEDGE | LEDGE



WINNEBAGO | LEDGE

LOOKING FOR EVEN MORE IDEAS?

Whether you're at home or on the go, visit us at halquiststone.com for the latest videos, downloadable information and an ever changing photo gallery.

Scan this QR Code with your phone or tablet for all your resources on stone!







MOSAIC COLLECTION

Throughout history, natural stone has been the premier building material. Its timeless elegance and lasting durability has made it ideal in countless applications. Building naturally means using pure stone in all your applications and never settling for less than authenticity.

The **Mosaic Collection** from Halquist Stone is a style of stones that are very rugged and irregular bedface stone. The random shapes and sizes of these rough-edge stones create exciting patterns for both contemporary and rustic classics.



ASHFORD | MOSAIC



BEAVER CREEK WEBWALL | MOSAIC



CHALET BUFF MOSAIC | MOSAIC



CHALET GREY MOSAIC | MOSAIC



CHILTON WEBWALL | MOSAIC



FOND DU LAC WEBWALL | MOSAIC



FOND DU LAC SILVER WEBWALL | MOSAIC



KOHLER | MOSAIC



LANNON BUFF WEBWALL | MOSAIC



LANNON FULL COLOR WEBWALL | MOSAIC



LANNON GREY WEBWALL | MOSAIC



PLUM CREEK MOSAIC | MOSAIC



STOCKBRIDGE | MOSAIC



TUMBLED VICTORIA | MOSAIC



VICTORIA | MOSAIC



STOCKBRIDGE



CHALET MOSAIC
FULL COLOR



LANNON FULL
COLOR WEBWALL



VICTORIA



CASTLESTONE COLLECTION



Castlestone from Halquist is one of the most beautiful collections of natural stones available. This stone is a selection of stones that are set in a random ashlar pattern dominated with taller or blocky pieces. The blends may consist of bedface, splitface or hand-rockfaced pieces.

For a rugged look, the Castlestone Collection is dimensioned by either split or sawed heights. A sawed bed is also easier for the masons to install and more economical on the bottom-line. We usually leave a 1/2" gap for sawed bed mortar joints. A more formal and clean-edged look is available in a rich blend of textures and colors for an unmistakable design expression.

LANDMARK



POTOMAC

AVAILABLE IN THIN ONLY

CONCORD





SMOKEY MOUNTAIN



WAUKESHA BUFF

BEAVER CREEK DIMENSIONAL





With your ideas, a clean slab of rock and his chisel, a Halquist craftsman can create nearly anything you desire.

To find out more about the near endless possibilities of hand rockfaced stone, ask a Halquist sales representative today.

BUILT WITH VALUES.

From investing in state-of-the-art equipment and following the same values of quality that our founder, John Halquist, instilled into the framework of our company 90 years ago, we continue to lead the building and landscaping stone industry with quality and unparalleled customer service.

With the land that covers our nine quarries, Halquist Stone provides some of the most unique colors and textures made from the best stuff on Earth. Through their keen eye to detail, our craftsmen work hard to create a product that's more than just stone that covers a building, but a lasting architectural masterpiece. Halquist has some of the most advanced technology in the industry, including state-of-the-art 3, 4 and 5-axis CNC machines.

The spirit of innovation and customer service at Halquist Stone still remains as it did in 1929. At every level of our organization we understand that customer service is job #1. That's why as a homeowner, landscaper, architect or a quality home builder you can rest assured that we will do everything in our power to gain your trust as your #1 source for all your natural stone needs.



BEAVER CREEK CASTLE | CASTLE



SAWED HEIGHT

BEAVER CREEK DIMENSIONAL | CASTLE



SAWED HEIGHT

BILTMORE | CASTLE



CARBONDALE | CASTLE



CHATEAU | CASTLE



SAWED HEIGHT

CHILTON HONED | CASTLE



COLONIAL | CASTLE



SAWED HEIGHT

CONCORD | CASTLE



COPENHAGEN | CASTLE



SAWED HEIGHT

DIMENSIONAL CHALET BUFF | CASTLE



SAWED HEIGHT

DIMENSIONAL CHALET GREY | CASTLE



SAWED HEIGHT

FOND DU LAC SILVER HONED | CASTLE



GREY CHATEAU | CASTLE



HAMILTON BUFF | CASTLE



HAMILTON GREY | CASTLE



SAWED HEIGHT

HAND ROCKFACED LANNON | CASTLE



SAWED HEIGHT

JERICHO | CASTLE



SAWED HEIGHT

IDEAL | CASTLE



SAWED HEIGHT

IDEAL BUFF | CASTLE



SAWED HEIGHT

LANDMARK | CASTLE



LANNON BUFF HANDCUT | CASTLE



LONG ISLAND | CASTLE



MAYFAIR BUFF | CASTLE



MAYFAIR FULL COLOR | CASTLE



MAYFAIR GREY | CASTLE



MIDDLETON | CASTLE



MONARCH | CASTLE



PLUM CREEK DIMENSIONAL | CASTLE



POTOMAC | CASTLE



PRINCETON | CASTLE



REGAL | CASTLE



RUBICON | CASTLE



SEVILLE | CASTLE



SMOKEY MOUNTAIN | CASTLE



SONOMA | CASTLE



SUSSEX BUFF | CASTLE



SUSSEX GREY | CASTLE



TUMBLED BILTMORE | CASTLE



TUMBLED CHATEAU | CASTLE



TUMBLED COPENHAGEN | CASTLE



TUMBLER GREY CHATEAU | CASTLE



SAWED HEIGHT

TUMBLER MIDDLETON | CASTLE



SAWED HEIGHT

TUMBLER SONOMA | CASTLE



SAWED HEIGHT

TUMBLER VANDERBILT | CASTLE



SAWED HEIGHT

VANDERBILT | CASTLE



SAWED HEIGHT

WAUKESHA BROWN | CASTLE



SAWED HEIGHT

WAUKESHA BUFF | CASTLE

SIGNAGE THAT TURN HEADS.

In today's world, you must grab someone's attention at a moments notice. Using creative outcropping signage from Halquist Stone can help your project stand out from the crowd. Whether you're in need of a sign for an entrance of a neighborhood subdivision, a corporate office or even a retail store, Halquist has a wide variety of colors, sizes and shapes to meet your needs. We will take your logo and sandblast it with custom paint that will last for years to come.



COPENHAGEN



REGAL
CUSTOM HEIGHTS



SUSSEX GREY

KOHL'S HEADQUARTERS
MENOMONEE FALLS, WISCONSIN

WAUKESHA
BROWN


ALSO FEATURES PEWTER LANNON BANDING
QUEENS, NEW YORK



IDEAL



FOND DU LAC
SILVER HONED



ROCKFACED
LANNON

ITS ALL ABOUT THE DETAILS!

The dedication to providing our customers with the best stuff made on Earth is what transcends the ordinary into a body of work that inspires the soul.

The staff at Halquist Stone are dedicated to helping you bring your ideas to life. We invite you to visit our 8,000 square foot designer showroom along with over 4-acres of outdoor displays. After you've had an opportunity to look over the many options that are available to you, we can help you take the next step in designing the home or commercial project of your dreams. With nine quarries and fabrication facilities throughout Wisconsin and our Arizona operations, you won't find a better selection of colors and textures delivered to you in a timely fashion.





FULL VENEER/LANDSCAPE PRODUCTION | LANNON FACILITY



THINSTONE CORNER PRODUCTION | IDEAL FACILITY | SUSSEX, WISCONSIN

A HALQUIST CRAFTSMAN INSPECTS THE PRODUCTION-QUALITY OF A THINSTONE CORNER PIECE. NEARLY 9,000 SQFT OF THINSTONE MATERIAL IS PRODUCED DAILY AT OUR FACILITIES IN LANNON, SUSSEX AND FOND DU LAC, WISCONSIN.



LANNON QUARRY | LANNON, WISCONSIN



CHILTON QUARRY | CHILTON, WISCONSIN





STAKLEDGE COLLECTION



Increasingly, the use of stone isn't limited to exteriors and facades. More and more, stone is finding its way inside homes. Stone brings warmth and character to stainless-steel kitchens. It introduces subtle color to bedrooms, dining rooms and bathrooms.

Our Stakledge Collection comes in a variety of heights, random lengths and as individual pieces. This will provide you with a more natural and rustic appearance that is easier to handle, cut and install than a panel. Stakledge is designed for a dry-stack installation and has 90-degree corners available as well. So be prepared to be dazzled with this expressive material that's revolutionizing stone.



BEAVER CREEK MARSH | STAKLEDGE



CHARCOAL | STAKLEDGE



CHILTON | STAKLEDGE



CHILTON RUSTIC | STAKLEDGE



AVAILABLE IN THIN ONLY **COHO** | STAKLEDGE



AVAILABLE IN THIN ONLY **COPENHAGEN** | STAKLEDGE



FOND DU LAC BUFF | STAKLEDGE



FOND DU LAC SILVER | STAKLEDGE



LANNON BUFF | STAKLEDGE



LANNON GREY | STAKLEDGE



AVAILABLE IN THIN ONLY **POTOMAC** | STAKLEDGE



AVAILABLE IN THIN ONLY **RICHMOND** | STAKLEDGE



STEELHEAD | STAKLEDGE



VICKSBURG | STAKLEDGE

TAKE A CLOSER LOOK...

Not all stone is created equal. That's why you'll find Halquist natural stone almost anywhere you go. If you're building that get away in Martha's vineyard, an outdoor gourmet kitchen, or just a simple fireplace in the living room, Halquist has a stone solution. Discover the natural stone that more architects from around the country ask for.





COPENHAGEN
STAKLEDGE



FOND DU LAC
BUFF STAKLEDGE



CHARCOAL
STAKLEDGE



CHILTON RUSTIC



CHARCOAL | 2 1/4 LEDGE CUT



CONCORD | 2 1/4 LEDGE CUT



FOND DU LAC BUFF | 2 1/4 LEDGE CUT



FOND DU LAC SILVER | 2 1/4 LEDGE CUT



LANNON BUFF | 2 1/4 LEDGE CUT



LANNON GREY | 2 1/4 LEDGE CUT



WAUKESHA BROWN | 2 1/4 LEDGE CUT

OTHER HEIGHTS AVAILABLE...
ASK YOUR SALES CONSULTANT
FOR DETAILS!

2 1/4 LEDGE CUT COLLECTION

Halquist Stone took our popular Stakledge Collection and made it more simplistic for installation. The result is the distinctive appearance of 2 1/4 Ledge Cut, which delivers a timeless feel to any environment - whether it's an exterior or interior application.

The 2 1/4 Ledge Cut was designed for a tight-fit, quick and easy installation. Each stone is individual which allows for a seamless installation and unlike panels where you can visually see the panel connections. The stone features a sawed height of 2 1/4", natural ends and random lengths that range from 4" to 24"



THINSTONE VS. FULL VENEER

ASHFORD

So you like the look that mother nature provides in our full veneer, but just doesn't fit your project - don't fret!

For starters, we use real building stone and saw or split the fronts off of the stone, giving you one-of-a-kind textures and tones that simply can't be duplicated. Second, as you can see by viewing our pictures, you can't tell the difference once the Thinstone is installed whether its 4-inches thick, or 1½ inches thick. Third, every version of our dolomite comes in thin or full veneer. Finally, Halquist Thinstone is much easier to install than regular building stone and it can be applied to almost any surface.

ADVANTAGES OF HALQUIST THINSTONE

All full veneer products are available as Halquist Thinstone. Thinstone is approximately ¾ to 1¼ inches thick compared to our nominal 4-inch full veneer. This allows natural stone to be applied anywhere due to the light weight of Thinstone and the ability to apply it to most substrates.

COST. Thinstone is light in weight, which is faster and quicker to install - allowing mason contractors to install more square footage per day. The difference in weight of Thinstone versus full veneer allows almost 400% more square footage that can be shipped by the truckload. This saves not only on freight and energy consumption to deliver the product, but helps Halquist's goal of providing an eco-friendly product through our green building initiative.

APPEARANCE. It's all about curb appeal. Besides landscaping, the use of natural materials is one of the most desirable features of the exterior of the home. Mother nature created it. Halquist Stone perfected it. Thinstone is comparable in weight, price and installation to artificial stone. With that being said, the obvious choice is natural stone.

CONSTRUCTION. Thinstone *does not require a ledge or footing* like conventional full-size stone. It's supported by the wall rather than the footing underneath. That's where a substantial amount of savings is. A house can be constructed from conventional methods rather than framing it for masonry.

In the world of architectural stone, there are more and more options available. And no matter how you look at it, full veneer is still the gold standard in masonry. Full veneer averages about 40 square feet per ton (about 55 pounds per square foot). The typical bed depth of full veneer is 3" to 5".

BENEFITS OF FULL VENEER

- Ability to show the full texture of the stone, including shadows and shelves with different grout techniques
- Depending on the style you choose, the cost of the quarrying may be less for the full veneer
- More flexibility at the jobsite





BOULDER COLLECTION

Design your projects to stand out, to reflect your passion, your taste and your personality. Natural stone from Halquist is a one-of-a-kind building material that sets you apart from others because it can't be mimicked, manufactured, or faked. It is for those with imagination that never expires.

The collection incorporates natural- free form chunks or boulders giving your project a timeless old world look to be enjoyed for years to come. Natural stone will give you an unparalleled beauty, quality and value.





BEAVER CREEK COBBLES | BOULDER



BIRCHWOOD COBBLES | BOULDER



FIELDSTONE COBBLES | BOULDER



LISBON | BOULDER



LISBON BUFF | BOULDER



LISBON CHARCOAL | BOULDER



LISBON GREY | BOULDER



NIAGARA BOULDERS | BOULDER



SPLIT FIELDSTONE | BOULDER



**BIRCHWOOD
COBBLES**



SPLIT
FIELDSTONE



LISBON GREY



NIAGARA
BOULDERS



FIELDSTONE
COBBLES

EVER WONDER HOW EASY IT IS TO INSTALL HALQUIST THINSTONE? While the six illustrations at the bottom make it look easy, it's actually as simple as installing the manufactured stuff all at a comparable price. To find out for yourself how simple it is to having the beauty of natural stone and staying within your budget, **request your complimentary DVD copy of *How To Install Halquist Thinstone*** today at halquiststone.com or scan the QR Code. Once you watch it you'll wonder why you ever went artificial.

MOST VENEERS SHOWN IN THIS CATALOG ARE AVAILABLE IN EITHER FULL VENEER OR THINSTONE.



INSTALLATION MADE EASY.



PREPARE THE SURFACE



APPLY THE MORTAR



INSTALL CORNERS FIRST



INSTALL THE FLATS



GROUT THE JOINTS



FINISH THE JOINTS



BLEND COLLECTION

Natural stone from Halquist comes in a broad range of colors, patterns, finishes and textures. Think back to when you were a kid and found different colored stones that were beautifully unique. Natural stones diversity and what you can do with it aesthetically is about as varied as your imagination.

The blend collection combines a wide variety of stones into one beautiful blend. They represent a mixture of weatheredge, splitface, bedface and boulders. So no matter what your vision, Halquist can help bring it to reality.





RUSTIC STRIP



BEAVER CREEK PRAIRIE



CALUMET



BEAVER CREEK MARSH | BLEND



BEAVER CREEK PRAIRIE | BLEND



CALUMET | BLEND



CAMBRIDGE | BLEND



GENEVA | BLEND



KENSINGTON FULL COLOR | BLEND



KENSINGTON GREY | BLEND



KINGSTON | BLEND



MANCHESTER | BLEND



MESQUITE | BLEND



ROCHESTER | BLEND



RUSTIC STRIP | BLEND



STERLING GREY | BLEND



TREVINO | BLEND




WILSEY BAY | BLEND





KINGSTON



TREVINO



KENSINGTON GREY



KENSINGTON BUFF



KENSINGTON



MANCHESTER



BEAVER CREEK MARSH



APACHE COLLECTION

In 1979 Halquist opened Apache Stone in Phoenix, Arizona. This has provided us a reliable source to some of the most beautiful pebbles, flagstones, veneers and boulders in the world.

With three locations, the staff at Apache Stone are dedicated to creating and providing you with stone veneer that is exceptionally beautiful, incredibly affordable, easy to install, and above all, it's natural stone. For over 35 years Apache Stone has been distributing these stones from the Southwest desert and is one of the largest distributors of building stone in the Southwestern United States. We have the largest in-stock inventories ready to deliver to most anywhere in Nevada and Arizona.

**APACHE
STONE**



CLOUD DIMENSIONAL | APACHE



CLOUD RUBBLE | APACHE



CLOUD STRIP | APACHE



PAINT DIMENSIONAL | APACHE



PAINT RUBBLE | APACHE



PAINT STRIP | APACHE



**APACHE
CLOUD RUBBLE**



**APACHE
BROWN STRIP**




AMERICAN COLLECTION

Whether you're remodeling a historic home in New England, building a cabin in the mountains of Colorado, or your dream home in Seattle, Halquist Stone has the perfect stone blend to fit your every need. Halquist buyers have traveled the world in search of stones that are unique in color and capable of creating a home that will stand the test of time of great design and color. We distribute unique building stone from around the USA.

If you desire a particular blend of colors, let the experts at Halquist Stone custom create one for your architectural masterpiece.









THE KIMPTON JOURNEYMAN HOTEL
MILWAUKEE, WISCONSIN

ODESSA



CUT STONE COLLECTION

As one of the largest fabricators of cut stone in the Midwest, Halquist combines modern technology with traditional craftsmanship to bring your unique vision to reality.

In addition to traditional limestone material, Halquist sources material from a variety of quarries. This allows a broad range of limestones, as well as sandstone, dolomite and granite. We offer architects, builders, landscapers and homeowners a versatility that is unmatched by any other fabricator of cut stone.


With Halquist's wide selection of colors, grades and sizes, we assure that all aesthetic requirements of the most demanding projects are met. Our old world craftsmanship with state-of-the-art 3,4 and 5 axis CNC machines and excellence in customer service match the broad range of colors and grades of stone that are available.



BENGAL



ODESSA




LISBON BIANCO



HUDSON VALLEY



INDIANA LIMESTONE



ALEUTIAN MARBLE | CUT STONE
PO HO BR BU SB TH EC



BENGAL | CUT STONE
PO HO BR BU SB EC



BIRMINGHAM BUFF | CUT STONE
PO HO BR BU SB TH EC



BIRMINGHAM BUFF THERMAL | CUT STONE




BLUE MESA | CUT STONE
HO BR BU SB TH EC



CARTHAGE MARBLE | CUT STONE
PO HO BR BU SB EC



HAZELWOOD | CUT STONE
PO HO BR BU SB TH EC



HUDSON VALLEY | CUT STONE
PO HO BR BU SB TH EC



INDIANA BUFF | CUT STONE
PO HO BR BU SB EC



INDIANA GREY | CUT STONE
PO HO BR BU SB EC



KINGSFORD | CUT STONE
HO BR BU SB EC



LISBON BIANCO | CUT STONE
PO HO BR BU SB



ODESSA | CUT STONE
PO HO BR BU SB TH EC



PEWTER | CUT STONE
PO HO BU SB TH EC



PROVINCIAL BEIGE | CUT STONE
PO HO BR BU SB



TEXAS CREME | CUT STONE
HO BR BU SB



TUXEDO GREY | CUT STONE
PO HO BR BU SB TH EC



WAUKESHA BROWN | CUT STONE
HO BU SB EC



WAUKESHA BUFF | CUT STONE
HO BU SB EC

LEGEND KEY. BELOW ARE THE FINISH CAPABILITIES OF EACH STONE PROFILE

PO	POLISHED
HO	HONED
BR	BRUSHED
BU	BUSHHAMMERED
SB	SANDBLASTED
TH	THERMAL
EC	EXTERIOR COPING

ALL COLORS SHOWN IN HONED FINISH

AMERICA'S MOST POPULAR STONE FINISHES!

SHOWN IN PEWTER



THERMAL | STONE FINISH



BUSHHAMMERED | STONE FINISH



SANDBLASTED | STONE FINISH



TEXAS CREME

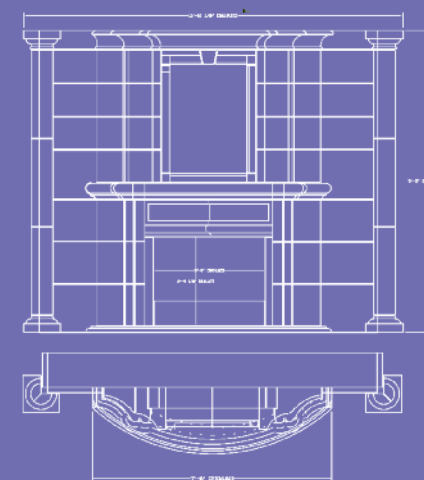


THIS PROJECT ALSO FEATURES SAVANNAH 8-INCH WALLSTONE WITH SAVANNAH ROCKFACED RADIUS COPING AND TUMBLED PATTERN BLUESTONE PAVING.

DESIGN ASSISTANCE

The natural depth of our cut stone, fabrication facilities and our architectural stone expertise, enables us to supply both large and small stone projects - commercial or residential.

If you demand the best, we invite you to bring your dreams and imagination to our professionals. Our estimating department will put them to paper using the latest version of AutoCAD and drawing techniques. Once approved, we will bring it to reality with the latest CNC technology and old world craftsmanship so that it can be marveled for generations to come.



FRONT VIEW

TOP VIEW



TILE FLOORING COLLECTION



Why consider stone from Halquist? For a number of solid, natural reasons. Natural stone is strong and stable to live with. It exudes a rich, organic beautiful surface and has a confident, timeless “presence” in any room that man-made material just can’t match.

Halquist Stone is proud to be the exclusive domestic manufacturer and supplier of Midwest dolomite limestone floor tiles. Our tile ranges in size from 8” x 8” to 24” x 24” with a 1mm tolerance on all deviations.

The beauty of a natural stone tile is that each has it’s unique color, veining and natural characteristics such as hardness and porosity. Each has it’s own style. Tiles are available in several finishes including: brushed, bushhammered, thermal, honed or polish finish. If your goal is a flooring solution for the way you live that is truly unique, undoubtedly individual and purely personal, Halquist’s exclusive line of Greyflek is a solid choice.



ALEUTIAN MARBLE | TILE
POLISHED, HONED OR BRUSHED



BENGAL | TILE
POLISHED, HONED OR BRUSHED



BLUE MESA | TILE
THERMAL, HONED OR BRUSHED



CARTHAGE MARBLE | TILE
POLISHED, HONED OR BRUSHED



DOVER GREY | TILE
POLISHED, HONED OR BRUSHED



HAZELWOOD | TILE
THERMAL, POLISHED, HONED OR BRUSHED



HUDSON VALLEY | TILE
THERMAL, HONED OR BRUSHED



KINGSFORD | TILE
HONED OR BRUSHED



LISBON BIANCO | TILE
HONED OR BRUSHED



NICOLET | TILE
POLISHED, HONED OR BRUSHED



ODESSA | TILE
POLISHED, HONED OR BRUSHED



PETWER | TILE
POLISHED, HONED OR THERMAL



PLATINUM | TILE
POLISHED OR HONED




PROVINCIAL BEIGE | TILE
POLISHED, HONED OR BRUSHED



RAINBOW BEIGE | TILE
POLISHED, HONED OR BRUSHED



TUXEDO GREY | TILE
THERMAL, POLISHED, HONED OR BRUSHED





RAINBOW BEIGE

GRAND VALLEY STATE UNIVERSITY
VISITORS CENTER




UNITED STATES CAPITOL
VISITORS CENTER

NICOLET



PEWTER HONED

NEIMAN MARCUS
SAN ANTONIO, TEXAS



PROVINCIAL
BEIGE

PEWTER HONED

WITH INDIANA LEDGE VENEER
EPIC SYSTEMS | VERONA, WISCONSIN



STONE PANEL COLLECTION

Precision. Uniformity. That's what stone panels from Halquist Stone is all about. Each piece is cut to specific dimensions, which makes it one of the easiest masonry installations available.

Natural stone panels have a significant advantage over concrete units. Stone panels from Halquist Stone offers architects and designers the freedom to select from a wide variety of colors and textures that simply can't be duplicated by man or a mold. Typical stone panel installations are done in a running bond manner. They also can be installed in a stacked bond, creating a large grid appearance.





BENGAL | PANELS



CHILTON FULL COLOR | PANELS



FOND DU LAC SILVER | PANELS



HUDSON VALLEY | PANELS



LANNON BUFF | PANELS



LANNON GREY | PANELS



PEWTER GREYFLEK | PANELS



SONOMA | PANELS



TUXEDO GREY | PANELS



WAUKESHA BROWN | PANELS



WAUKESHA BUFF | PANELS




LANNON
FULL COLOR

CARTHAGE COLLEGE
KENOSHA, WISCONSIN



DENVER ART MUSEUM
DENVER, COLORADO

WAUKESHA BUFF



HUDSON VALLEY



CHILTON
WEATHEREDGE
OUTCROPPING

ALSO FEATURES WINNEBAGO OUTCROPPING
JORDAN CREEK MALL - WEST DES MOINES, IOWA



LANDSCAPE COLLECTION

Create an outdoor escape where jealousy comes standard. Landscape designers around America know that Halquist Stone is the premier supplier for top quality landscape stone. Our extensive selection from outcropping and drywall to flagstone will accent any project. And with nine quarries throughout the Midwest, our variety of colors and textures are hard to beat.

For more information on our landscape collection, request your copy of our Landscape Edition catalog online at halquiststone.com or ask a sales representative today.



LANNON WEATHEREDGE OUTCROPPING



FOND DU LAC FLAGSTONE



THERMAL GREYFLEX



WAUKESHA BUFF WALLSTONE



CHILTON WEATHEREDGE WALLSTONE



LANNON STEPS & WALLSTONE

SUSTAINABILITY RECOGNIZED.



Halquist Stone is proud to be awarded Certifications for quarrying and fabrication operations under ANSI-NSC 173 Sustainable Production of Natural Dimension stone standards. We are **the only Midwest Limestone producer certified, and only the eighth company in the USA** to be awarded. This certification is the ONLY certification for stone companies, and is nationally recognized by the United States Green Building Council. Architects, masons, and owners can rest assured that Halquist Stone products have been produced to the highest standards of social, economic and environmental responsibility in the stone industry.

In its truest form, sustainability is a three-prong strategy involving environmental, social and economic requirements and that is how green building programs have been created. Construction materials must have an environmentally preferable profile over their life cycle, from raw material extraction through the use phase and finally at the end of its application. The methods used to construct the building must be environmentally considerate. USGB LEED® is based on upholding these canons, and using sustainable stone can give one LEED® credit - regardless of building location.

NOTES: All of Halquist Stone's owned quarry sites have been certified under ANSI/NSC 373. Halquist also uses leased quarry sites that operate under the same procedures as our company owned sites. Halquist also purchases raw material from certified as well as non-certified sites. Please consult with your sales consultant which blends are considered certified under ANSI/NSC 373.



PROUD MEMBERS OF THESE FINE ORGANIZATIONS



BECAUSE NATURAL STONE IS MADE FROM NATURE, VARIATIONS SHOULD AND CAN BE EXPECTED. EVEN THOUGH COLORS IN THIS BROCHURE ARE AS CLOSE TO THE ACTUAL BLEND AS POSSIBLE, PHOTOGRAPHIC AND PRINTING TECHNIQUES - AND ACTUAL VIEWING CONDITIONS - CAN ALTER PERCEPTION OF COLOR.

800.255.8811 | halquiststone.com

ONLINE RESOURCES



HALQUIST STONE